



**JKG INTERNATIONAL SCHOOL INDIRAPURAM**  
**Class-I**  
**SUMMER VACATION HOMEWORK**  
**SESSION – 2024-2025**

**THEME – FAIRY TALES**

**Integrated Project**

Aligned with NEP guidelines, we are implementing integrated project- based learning wherein students will prepare project for all the subjects united by a common theme. This approach fosters a deeper grasp of subject matter and illuminates connections between diverse areas of study.

**Dear Parents and Students,  
Greetings!!**

As you are aware, our theme for the Project of the entire academic year is "**FAIRY TALES**". **Fairy tales are timeless stories that often involve magical elements, fantastical creatures, and moral lessons. Many fairy tales contain moral lessons or themes meant to teach audiences about virtues such as kindness, courage, honesty, and perseverance.** Based on this theme, we have designed your holiday homework. We embark on a fascinating journey to explore the world of wonderful and creative stories. Through engaging activities and tasks, we aim to deeper your child’s understanding of the invaluable roles played by various characters.

**General Instructions**

1. All homework should be handwritten and neatly done. The homework should entirely be done by the child. Parents can only guide, if required.
2. The work needs to be done in the same sequence as mentioned.
3. Parents are requested to download Padlet link to upload photographs and videos that is given at the end of the homework.
4. Make a beautiful folder using old newspaper and decorate its cover page. At the end assemble all the holiday homework and keep that in the folder prepared by you. Students are required to submit their folders of holidays homework on 1<sup>st</sup> July, 2024.
5. Holidays homework will be assessed in co-scholastic areas and grades will be awarded for the same in progress report.
6. Revise syllabus of all the subjects for Assessment -1.

## **Things To Do Daily-**

1. Every morning starts your day by greeting the Sun i.e., Surya Namaskar (Salute to the Sun). Refer the below given link to practice the steps for Surya Namaskar-  
<https://youtu.be/qfOaH9qmsQk>

**Note** - Do different Asanas of yoga on International Yoga Day i.e., on 21<sup>st</sup> June 2024 and click pictures. Share the pictures with your class teacher.

2. Every morning after having a bath start your day by chanting Mahamrityunjaya Mantra.
3. Do the following activities-
  - \* Greet everyone and use magical words.
  - \* Get up early and sleep early.
  - \* Wash your hands before and after your meal. Rinse your mouth after your meal.
  - \* Drink plenty of water.
  - \* Follow table manners while eating.
  - \* Respect other's opinion.
  - \* Offer help to others in need.
  - \* Give positive compliments to others.
  - \* Respect your elders and listen to them.
  - \* Be punctual. Put away technology at meal time and conversation.
4. Water the plants and put a bowl of water for birds on your terrace or balcony.
5. Make your book shelf, school bag and study table germ free by cleaning them. Clean your room and wardrobe on daily basis. Donate your extra/old clothes, books, toys etc.
6. Collect all the plastic waste at your home on daily basis and bring it to school. Click photographs of your collection and share on padlet link.
7. Practicing English speaking daily with friends and family can be fun and beneficial. Make it a habit to talk to everyone around you in English and enjoy the learning journey together.

## Theme: " FAIRYTALES"

### LET'S START OUR WORK BY MAKING OURSELVES FIT: -

#### MY STORY WORLD

- Create a collage using different materials like coloured papers, buttons, fabric scraps, stickers etc. Explore your creativity and express yourself through art. Narrate a short story about your art collage and share it with your peers after holidays.
- Read a Panchatantra story with your friends and understand the characters. Try to tell the story in your own words and record. Create a mind map of the same story according to the format given here.

The image shows a 'Story Map' template. It consists of several rectangular boxes connected by dashed lines, forming a flowchart. The boxes are labeled as follows: 'Story Map' (top left, with 'Story' in a large font and 'Map' below it), 'Title:' (top right), 'Characters:' (middle left), 'Author:' (middle right), 'Illustrator:' (middle right, below Author), 'Setting:' (bottom left), 'Problem:' (bottom middle), and 'Solution:' (bottom right). A large 'X' is drawn in the bottom left corner of the 'Solution:' box. Dashed lines connect the boxes in a sequence: Title to Author, Author to Characters, Characters to Setting, Setting to Problem, Problem to Solution, and Solution back to Setting.

- Choose one story from the following given options, watch it with your parents, pick one character and draw the same on a chart paper using your own creativity. You can make a puppet of the same character or a face mask of different characters of the story that you choose and bring same to school after holidays.
- Create your own retelling of a classic fairy tale, putting a modern or unique twist on the story. Consider how changes in setting, characters, or plot can alter the meaning or message of the original tale.

#### Fairy Tales:

1. The ugly duckling
2. Goldilocks and the three bears
3. Cinderella
4. Little red riding hood
5. The ant and the grasshopper

## ACTIVITY TIME

- **Exploring shapes around us:** - Observe and identify different shapes in your surroundings, such as in nature or inside your home. Then document your findings on an A4 size sheet.
- **Fallen Leaves activity:** - Go to the park and collect some fallen leaves and then make different animals using fallen leaves. (Use A4 Size Coloured sheet)
- **Draw and Paint:** - Draw any one wild, domestic or pet animal of your choice. Using an ear bud and different water colours. Paint the animals using your own creativity.
- **Healthy and Junk:** - Take 2 cut outs of human body with a smiley face and one sad face. Cut pictures from food chart and paste healthy food in the smiley face and junk food in the sad face and paste both the cut outs on an A3 size sheet.
- **Father's Day Card Making:-** DAD, A son's first HERO. A daughter's first love. Click a picture with your father. Take a printout and paste it on a heart shape cut out of red pastel sheet and then decorate the heart. Don't forget to click pictures while giving the card. Happy Father's Day Celebrate the same with great excitement on 16<sup>th</sup> June 2024.
- बच्चे एक आदर्श कहानी पढ़कर उसमे आने वाले दो, तीन, चार व आ की मात्रा वाले शब्दों का नीचे दिए चित्र के अनुसार एक चित्र बनाएँगे। (Use A4 size coloured sheet)



## FUN TIME

- **Shopping Day:** - Go and shop fruits or vegetables or any other grocery item with your parents and make a list of the items purchased with their names in separate column fruits, vegetables and other items.
- **Secret Message Game:** - 3 to 4 members need to sit in a group. First member sitting in the group will whisper any message to the next member, that member will pass on the to the next one and so on. Let you child sit at the last and let him or her speak aloud the final message that he or she hears. (It can be any dialogue from the stories given above that they might have seen.)
- **Hopscotch Game:** - Draw hopscotch on the floor and play with your ward and make them learn the concept of forward and backward counting.
- **Learn Balancing :-**Take a basket and a thick paper plate and some big size balls. Now put the ball on the paper plate and hold the paper plate in your mouth and walk from one end of the room to the other. Reach to the end and throw the ball in the basket placed on the other end. Play with family and friends and make small videos and share on padlet link.

## REVISION TIME

**English-** Read all the blends covered till now and make a short story of your own using different blend words. Narrate and record the same and send it to your teacher on padlet link. Do Pages 9 to 15 of worksheet booklet.

**Math-** Do the given math worksheet and complete page no 90 to 93 of worksheet booklet.

### Hindi-

- बच्चे अपने माता- पिता को कविता पढ़कर सुनाएंगे और स्कूल शुरू होने पर कक्षा में सुनाएँगे।

## गाओ-गुनगुनाओ

अमन नाम का लड़का था।

सबका आदर करता था।।

पाठ याद वह रखता था।

झगड़ा ना वह करता था।।

राजा वह कहलाता था।

सबका मन हरषाता था।।

## कार्यपत्रिका- 1

- 'आ' जोड़कर शब्द पूरा करो।

आ

समान \_\_\_\_\_


म \_\_\_\_\_

राम \_\_\_\_\_

काश \_\_\_\_\_

ग \_\_\_\_\_

दत्त \_\_\_\_\_



- 'पा' जोड़कर शब्द पूरा करो।

पा

लक \_\_\_\_\_

लना \_\_\_\_\_

ठशाला \_\_\_\_\_

ठ \_\_\_\_\_

स \_\_\_\_\_

## Worksheet -2

Subject- Math

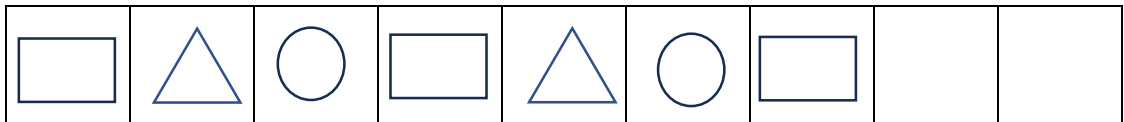
Topic- Patterns

Spot the pattern and then fill in the missing patterns.

1. Write the next 4 numbers in the pattern.

1	2	3	4	1	2	3				
---	---	---	---	---	---	---	--	--	--	--

2. Shade the last 2 shapes to finish the pattern.



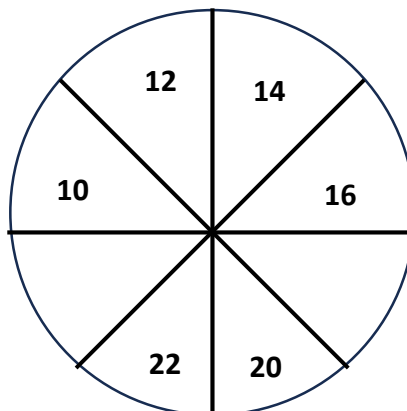
3. Write in the last 4 letters.

X	Y	Z	X	Y	Z	X				
---	---	---	---	---	---	---	--	--	--	--

4. Finish off the next 3 faces in the pattern.



5. Find the missing number pattern.



- ऊपर दी गई कार्यपत्रिका की प्रतिलिपि निकलवाएँ व कार्यपत्रिका को पूरा करें ।  
Padlet link for pictures upload.

<http://padlet.com/meghasadana21/class-1-2024-nzkjb0560h7mzx20>